

Quick and Easy Guide to Creating an AmazonSmile Account!



Please Note: We would LOVE if you help to spread the word; however, Amazon maintains very specific guidelines for promoting AmazonSmile, so please do not print and distribute hard copies of this document! You can email, use social media, or any other digital means to spread the word! Thanks!

When you shop at AmazonSmile, Amazon donates 0.5% of the purchase price to a non-profit of your choice, such as LVG! The best part, there is NO additional cost to you as the shopper! Below are easy step-by-step instructions to use AmazonSmile for current Amazon users and anyone new to Amazon.

If you're new to Amazon:

1. Using your preferred browser, go to smile.amazon.com.
2. On right hand side, you should see an option to create an account, pictured below. Click on "Create an account"



3. You will then be prompted to register (which is free!), inputting your name, your email address, and a password. Below is an example!

Welcome to **amazon smile**

You shop. Amazon gives.

- Amazon donates 0.5% of the price of your eligible AmazonSmile purchases to the charitable organization of your choice.
- AmazonSmile is the same Amazon you know. Same products, same prices, same service.
- Support your charitable organization by starting your shopping at smile.amazon.com.

Questions? [Learn more about AmazonSmile](#)
Not interested? [Shop Amazon.com](#)
Represent a charitable organization? [Visit org.amazon.com](#)

Register
New to Amazon.com? Register Below.

Your name:

Your email address:

Re-type your email address:

Protect your information with a password
This will be your only Amazon.com password.

Enter a new password:

Re-type your password:

[Create Amazon account](#)


4. Once you've registered, you will be asked to select a charitable organization. A number of spotlight organizations will show up in the middle of the screen, and you can also search for a specific charitable organization (such as Literacy Volunteers!). See the screenshot below to see where to search for organizations!






amazon Your Amazon.com | Today's Deals | Gift Cards | Help

amazon smile Hello, Gloucester ▾

Select a charitable organization to start shopping (You can change it any time.)

Choose one of our spotlight charities

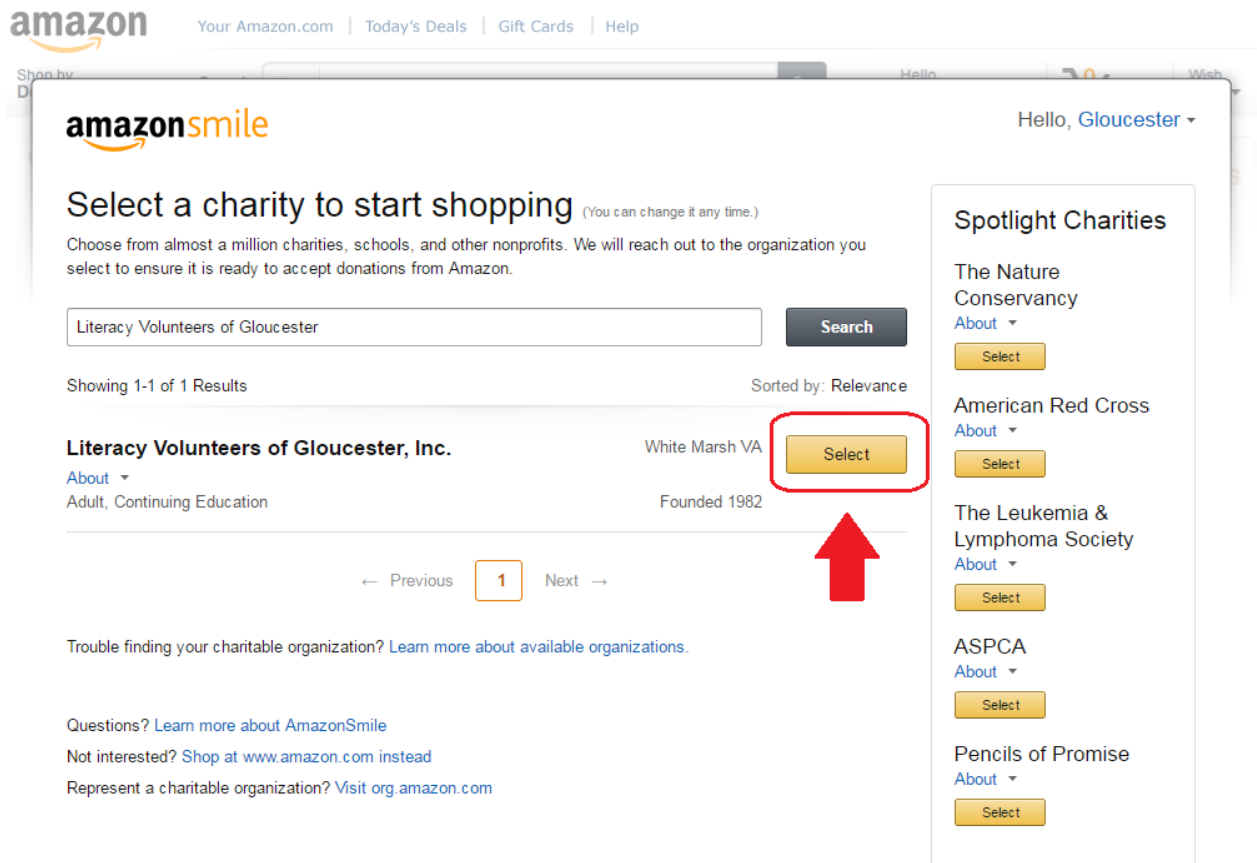
 **The Leukemia & Lymphoma Society**
The mission of The Leukemia & Lymphoma Society (LLS) is: Cure leukemia, lymphoma, Hodgkin's disease and myeloma, and improve the quality of life of patients and their families.
[Select The Leukemia & Lymphoma Society](#)

 The Nature Conservancy
 American Red Cross
 The Leukemia & Lymphoma Society
 ASPCA
 Pencils of Promise

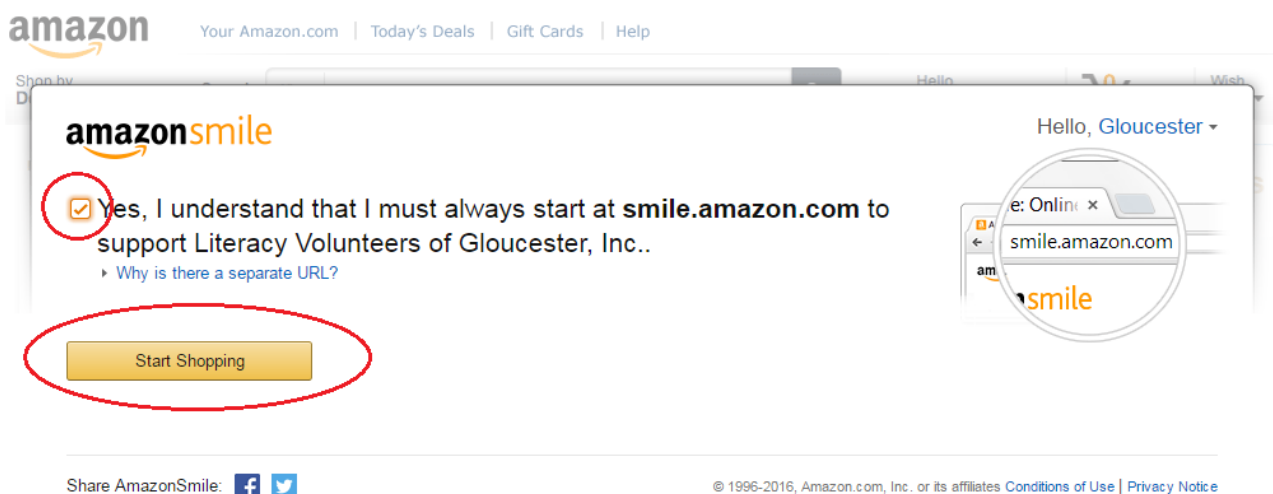
Or pick your own charitable organization:

[Search](#)

5. If you are searching for a charitable organization, you will be brought to the next screen below. Simply click “select” for your chosen non-profit...



6. And you'll be brought to the final page below, where you'll click to acknowledge that you have to start at smile.amazon.com to support your chosen non-profit, and then you'll be ready to shop! You can bookmark <https://smile.amazon.com> if you like as well!



If you already have an Amazon account:

1. Using your preferred browser, go to smile.amazon.com and sign in using the same email address and password as your “normal” Amazon account (Note: below is an example, that’s not our actual email address!)



2. You will then be asked to select a charitable organization in the same manner as a new Amazon user – take a look through steps 4-6 in the “if you’re new to Amazon” section if you need guidance!

If you have any questions or need any additional help, feel free to contact me (Glenn Sturm, LVG Board Member) at gjsturm@vt.edu – thanks!